



# Sunwise lesson on seesaw

← → ↺ 🔒 app.seesaw.me/#/activities/class/class.32307649-606d-4b96-a449-d0a1aee33dac



## Be Sun Wise!

1. Use the **Δ** or **T** to write your answers.
2. Use the  to read your sentences on page 5.
3. Click on  to submit your answers.

9 Responses, 0 Waiting for Approval, 1 Draft, 3 Not Responded

 Assigned on Mar 23 at 07:45 AM

 Assigned to 0 Students in Ms. Gannon's First Grade Class

 Green Team lessons, digital

 Template attached



## A SunWise Beach Party

### Directions

You and some of your classmates are having a SunWise Beach Party. What will you bring? Look out because some of your classmates might not be 100 percent SunWise! Answer the questions.

### Questions
























How many students bring  ?  
3 6 2 4

How many students bring  ?  
7 4 3 5

How many students bring  ?  
6 3 5 7

How many students bring  ?  
4 6 2 5

How many students bring all SunWise items?  
7 1 5 4

7				
6				
5				
4				
3				
2				
1				

## SunWise Word Search

### Supplemental

#### Directions

Find and circle the SunWise words.

HAT

LIP BALM

LONG SHORTS

SHIRT

PANTS

SUNGLASSES


SUNSCREEN

TREE

SHADE

L	A	B	C	D	P	E	F	S	G	H
I	I	J	K	L	A	M	N	U	O	S
P	Q	P	R	S	N	T	U	N	U	H
W	X	Y	B	Z	T	A	B	S	E	I
A	E	F	G	A	S	H	I	C	D	R
T	R	E	E	K	L	L	M	R	A	T
O	P	Q	R	S	T	M	U	E	H	W
H	A	T	X	Y	Z	A	B	E	S	D
E	F	G	H	I	J	K	L	N	M	N
L	O	N	G	S	H	O	R	T	S	O
S	U	N	G	L	A	S	S	E	S	P

K-2 TEACHER PAGE



### Sunny Says

**Estimated Time**  
30 minutes

**Learning Objective**  
This activity will teach children to distinguish between the helpful and harmful effects of the sun. Assess the students by asking them to tell you the effects of overexposure to the sun and not wearing sunscreen and proper clothing. They should also list some positive effects of the sun.


**Discussion Point**  
Discuss with the class the importance of protecting themselves from the sun. Too much sun can hurt the skin and eyes. On the other hand, the sun is beneficial because it helps our bodies make vitamins and helps things grow, such as fruits, vegetables, flowers, and trees (which provide protective shade).

**Physical Education Variation:**  
Have children line up side-by-side or in small groups/teams of two to three students. Children take three big jumps (quiet steps, or other appropriate movement) forward after every correct response. Those who respond incorrectly remain still but advance the next time they respond correctly. The goal is to reach the other side of the field as either an individual or team. The first individual or team at the finish can share with others what they know to be correct "Sunny Says" actions and why it is important to know and practice this behavior.

**Directions**  
The format follows "Simon Says."  
For example:  
*Sunny Says grow like a tree.*  
*Sunny Says put your hat on.*  
*Take your hat off.*  
*Sunny Says protect your nose.*  
*Sunny Says sprout like a flower.*  
*Sunny Says put your shades on.*  
*Take your shades off.*  
*Sunny Says look at your watch.*  
*Sunny Says find your shadow.*  
*Sunny Says put sunscreen on your nose.*  
*Sunny Says put sunscreen on your arms.*  
*Sunny Says read the SPF number on the sunscreen container.*

Students responding to a non "Sunny Says" command will be eliminated from play. Continue the game until there is a winner.

TEACHER PAGE



How can you be safe in the sun?  
Write 1-2 sentences

# How can you be safe in the sun?

Write 1-2 sentences

**SUNSCREEN**



# How can you be safe in the sun?

i put on  
sunscreen.

i get a  
umbrella.

Write 1-2 sentences



## A SunWise Beach Party

### Directions

You and some of your classmates are having a SunWise Beach Party. What will you bring? Look out because some of your classmates might not be 100 percent SunWise! Answer the questions.

### Questions

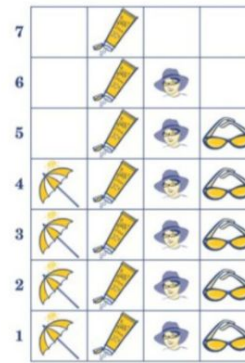
How many students bring  
3 6 2

How many students bring  
4 3 5

How many students bring  
4 5 7

How many students bring  
4 6 2

How many students bring all SunWise items?  
7 1 4



## SunWise Word Search Supplemental

### Directions

Find and circle the SunWise words.

HAT  
LIP BALM  
LONG SHORTS  
SHIRT  
PANTS  
SUNGLASSES  
SUNSCREEN  
TREE  
SHADE

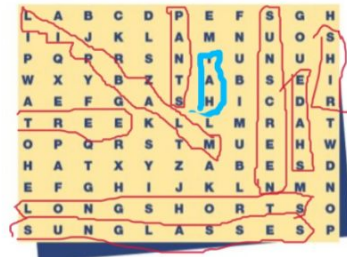


## SunWise Word Search Supplemental

### Directions

Find and circle the SunWise words.

HAT  
LIP BALM  
LONG SHORTS  
SHIRT  
PANTS  
SUNGLASSES  
SUNSCREEN  
TREE  
SHADE



## A SunWise Beach Party

### Directions

You and some of your classmates are having a SunWise Beach Party. What will you bring? Look out because some of your classmates might not be 100 percent SunWise! Answer the questions.

### Questions

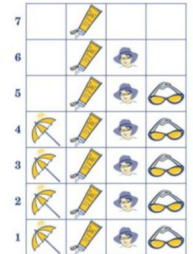
How many students bring  
3 6 2

How many students bring  
4 3 5

How many students bring  
4 5 7

How many students bring  
4 6 2

How many students bring all SunWise items?  
7 1 4



# How can you be safe in the sun?

Write 1-2 sentences

I sit under an umbrella, I wear a hat, and I use lots of sunscreen.




## SunWise Word Search Supplemental

### Directions

Find and circle the SunWise words.

HAT  
LIP BALM  
LONG SHORTS  
SHIRT  
PANTS  
SUNGLASSES  
SUNSCREEN  
TREE  
SHADE



How can you be safe in the sun?  
Write 1-2 sentences

I will use sunscreen and I will use hat

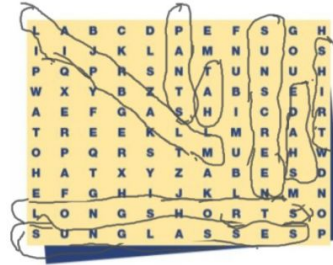


### SunWise Word Search

Supplemental

**Directions**  
Find and circle  
the SunWise words.

HAT  
LIP BALM  
LONG SHORTS  
SHIRT  
PANTS  
SUNGLASSES  
SUNSCREEN  
TREE  
SHADE



### A SunWise Beach Party

**Directions**  
You and some of your classmates are having a  
SunWise Beach Party. What will you bring? Look  
and become some of your classmates might not be  
100 percent SunWise! Answer the questions.

**Questions**

How many hats to bring?

3 6 7 4

How many sunscreen to bring?

2 3 5

How many shorts to bring?

4 3 5 7

How many shirts to bring?

4 6 5

How many sunglasses to bring?

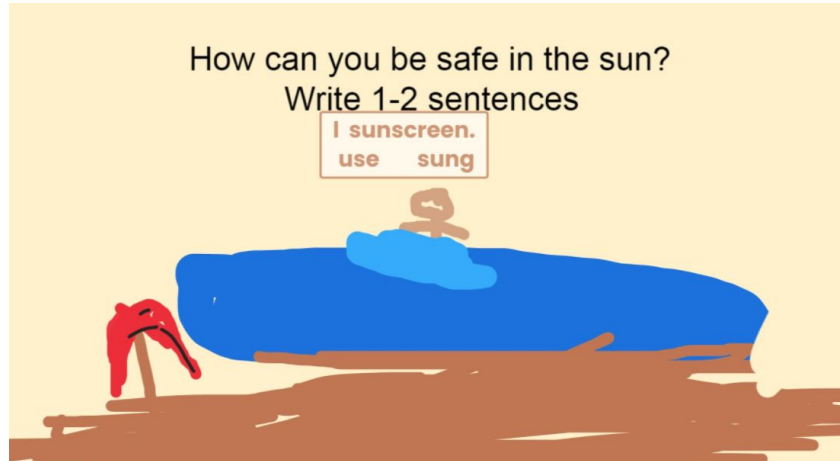
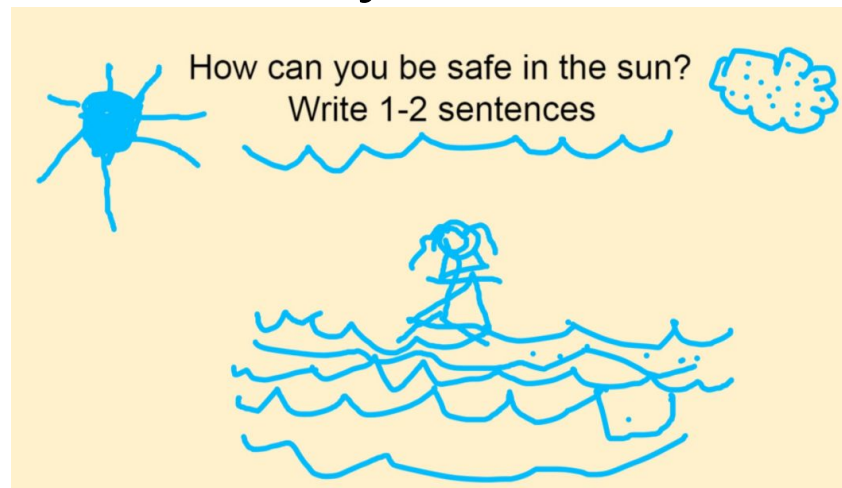
7 1 4

7			
6			
5			
4			
3			
2			
1			

How can you be safe in the sun?  
Write 1-2 sentences

I put on sun sunscreen

# Student work samples-Seesaw Activity



# Rubrics

CREATIVITY & INNOVATION RUBRIC for PBL for Grades K-2

I can explain why we are doing the project.



I can think of ideas for what to make or do in the project.



I can help pick the best idea.



I can help improve our idea.



I can help make something unique and useful.



pbworks.org

PBLworks

CREATIVITY & INNOVATION RUBRIC for PBL for Grades K-2

I can explain why we are doing the project.



I can think of ideas for what to make or do in the project.



I can help pick the best idea.



I can help improve our idea.



I can help make something unique and useful.



pbworks.org

PBLworks

CREATIVITY & INNOVATION RUBRIC for PBL for Grades K-2

I can explain why we are doing the project.



I can think of ideas for what to make or do in the project.



I can help pick the best idea.



I can help improve our idea.



I can help make something unique and useful.



pbworks.org

PBLworks

CREATIVITY & INNOVATION RUBRIC for PBL for Grades K-2

I can explain why we are doing the project.



I can think of ideas for what to make or do in the project.



I can help pick the best idea.



I can help improve our idea.



I can help make something unique and useful.



pbworks.org

PBLworks

CREATIVITY & INNOVATION RUBRIC for PBL for Grades K-2

I can explain why we are doing the project.



I can think of ideas for what to make or do in the project.



I can help pick the best idea.



I can help improve our idea.



I can help make something unique and useful.



pbworks.org

PBLworks

CREATIVITY & INNOVATION RUBRIC for PBL for Grades K-2

I can explain why we are doing the project.



I can think of ideas for what to make or do in the project.



I can help pick the best idea.



I can help improve our idea.



I can help make something unique and useful.



pbworks.org

PBLworks

CREATIVITY & INNOVATION RUBRIC for PBL for Grades K-2

I can explain why we are doing the project.



I can think of ideas for what to make or do in the project.



I can help pick the best idea.



I can help improve our idea.



I can help make something unique and useful.




pbworks.org

PBLworks

CREATIVITY & INNOVATION RUBRIC for PBL for Grades K-2

I can explain why we are doing the project.



I can think of ideas for what to make or do in the project.



I can help pick the best idea.



I can help improve our idea.



I can help make something unique and useful.



pbworks.org

PBLworks

CREATIVITY & INNOVATION RUBRIC for PBL for Grades K-2

I can explain why we are doing the project.



I can think of ideas for what to make or do in the project.



I can help pick the best idea.



I can help improve our idea.



I can help make something unique and useful.



pbworks.org

PBLworks

CREATIVITY & INNOVATION RUBRIC for PBL for Grades K-2

I can explain why we are doing the project.



I can think of ideas for what to make or do in the project.



I can help pick the best idea.



I can help improve our idea.



I can help make something unique and useful.



pbworks.org