


# Common Sense Schools Road Map

<b>1. DEFINITION</b>	Digital Citizenship teaches students to responsibly and safely use technology. It gives students the right tools to engage with the digital world in ways that promote healthy online communities.																																				
<b>2. PLAN</b>  Visit the <a href="#">Digital Citizenship Implementation Guide</a> for guidance and to view case studies from other schools and districts.	Use the key questions in the framework for digital citizenship implementation in your planning. <div data-bbox="451 514 1567 892">  <p><b>Plan</b> Assess needs, align to initiatives, and get buy-in from key stakeholders.</p> <p><b>Implement</b> Train educators, teach students, and engage families.</p> <p><b>Evaluate</b> Define and measure impact, celebrate achievements, and reflect on progress.</p> </div>																																				
<b>3. ORGANIZE A DIGITAL CITIZENSHIP TEAM</b>  Assign roles and responsibilities among a team of stakeholders.	<div data-bbox="451 987 1567 1045"> <b>Name of school:</b> Amerigo A. Anastasia         </div> <table border="1" data-bbox="440 1050 1572 1812"> <thead> <tr> <th>Name of team member</th><th>Email</th><th>Role in the school</th></tr> </thead> <tbody> <tr> <td>Michelle Merckx</td><td>mmerckx@longbranch.k12.nj.us</td><td>Principal</td></tr> <tr> <td>Aisha Wickes</td><td>awickes@longbranch.k12.nj.us</td><td>Vice Principal</td></tr> <tr> <td>Marina Basile</td><td>mbasile@longbranch.k12.nj.us</td><td>Librarian</td></tr> <tr> <td>Melissa Christopher</td><td>mchristopher@longbranch.k12.nj.us</td><td>2nd Grade Teacher</td></tr> <tr> <td>Denise Woolley</td><td>dwoolley@longbranch.k12.nj.us</td><td>3rd Grade Teacher</td></tr> <tr> <td>Deidre Howard</td><td>dhoward@longbranch.k12.nj.us</td><td>3rd Grade Teacher</td></tr> <tr> <td>Erin Hennelly</td><td>ehennelly@longbranch.k12.nj.us</td><td>4th Grade Teacher</td></tr> <tr><td> </td><td> </td><td> </td></tr> <tr><td> </td><td> </td><td> </td></tr> <tr><td> </td><td> </td><td> </td></tr> <tr><td> </td><td> </td><td> </td></tr> </tbody> </table>	Name of team member	Email	Role in the school	Michelle Merckx	mmerckx@longbranch.k12.nj.us	Principal	Aisha Wickes	awickes@longbranch.k12.nj.us	Vice Principal	Marina Basile	mbasile@longbranch.k12.nj.us	Librarian	Melissa Christopher	mchristopher@longbranch.k12.nj.us	2nd Grade Teacher	Denise Woolley	dwoolley@longbranch.k12.nj.us	3rd Grade Teacher	Deidre Howard	dhoward@longbranch.k12.nj.us	3rd Grade Teacher	Erin Hennelly	ehennelly@longbranch.k12.nj.us	4th Grade Teacher												
Name of team member	Email	Role in the school																																			
Michelle Merckx	mmerckx@longbranch.k12.nj.us	Principal																																			
Aisha Wickes	awickes@longbranch.k12.nj.us	Vice Principal																																			
Marina Basile	mbasile@longbranch.k12.nj.us	Librarian																																			
Melissa Christopher	mchristopher@longbranch.k12.nj.us	2nd Grade Teacher																																			
Denise Woolley	dwoolley@longbranch.k12.nj.us	3rd Grade Teacher																																			
Deidre Howard	dhoward@longbranch.k12.nj.us	3rd Grade Teacher																																			
Erin Hennelly	ehennelly@longbranch.k12.nj.us	4th Grade Teacher																																			

#### 4. CONNECT DIGITAL CITIZENSHIP TO YOUR SCHOOL'S VISION OR MISSION

Type your school's mission and vision statements here, and describe how digital citizenship supports them.

##### School mission:

*We, the Long Branch School Community, strive to meet and exceed the standards set forth by the state of New Jersey.*

##### School vision:

The Amerigo A. Anastasia School is strongly committed to the belief that all children are capable of learning, that each child possesses unique talents, and that all students have the right to a quality education. The A.A.A. School provides and maintains a nurturing school climate that enables children to learn and play in a positive, safe, non-threatening environment. Our purpose is to educate the whole child to their fullest potential and to develop productive individuals who will become lifelong learners and responsible citizens.

##### How digital citizenship supports the mission and vision:

Teaching our students Digital Citizenship is an integral part of maintaining our schools mission to exceed the NJ Student Learning Standards. Technology is a crucial aspect of education in today's society. It prepares and empowers our students with the necessary set of skills, as well as safe and empathetic decision making practices that allows them to make meaningful decisions while online. Creating responsible digital citizens moves us closer to meeting and exceeding the state learning standards such as, readying our students for careers, life literacy, and the key skills needed to be successful. But, more importantly, it moves us in the direction of placing our students on the path to success throughout the rest of their school careers, and life. We are an interconnected and global economy, and it is our job to make sure our children are ready for the challenges ahead. Teaching students, staff and their families about responsible digital citizenship will assure that we keep true to our mission and vision and most importantly, make sure our students are ready for the world when they leave our hands.

#### 5. LEARN

Select two professional learning opportunities for all educators leading digital citizenship instruction.

##### Train teachers:

Select what educators leading digital citizenship instruction at your school will complete:



Attend an **In-person training** by Common Sense staff, a Common Sense Ambassador, or a school project lead. (This counts as two LEARN activities.)

- ☐ Attend or view a **Distance Learning with Common Sense** webinar.
- ☐ Attend or view a **Common Sense webinar** hosted by edWeb .
- ☐ Complete the online **Teaching Digital Citizenship** training.
- ☐ Complete the online **Protecting Student Privacy Online** training.

Date professional learning was completed: **To Be Completed at Staff Meeting: 4/6/21**



<p><b>6. DO</b></p> <p>Teach students digital citizenship using Common Sense Education resources: <b>Common Sense Digital Citizenship lessons</b>, <b>Digital Passport™</b>, <b>Digital Compass</b>, or <b>Social Media Test Drive</b>.</p>	<p><b>Teach students:</b> Choose one of the following implementation plans. Use the digital citizenship <b>instructional models</b> for guidance.</p> <ul style="list-style-type: none"> <li>✓ <u>Teach <b>all students</b> on two grade levels: six digital citizenship lessons.</u></li> <li>✓ <u>Teach <b>all students</b> on three grade levels: three digital citizenship lessons.</u></li> </ul> <p>Track and record which lessons were taught using the <b>planning chart</b> below.</p>
<p><b>7. DO</b></p> <p>Engage families and the community using Common Sense Education resources.</p>	<p><b>Engage families and the community:</b> Choose three activities from the options below.</p> <ul style="list-style-type: none"> <li>✓ <u>Distribute the <b>Common Sense Education Family Media Agreement</b>.</u></li> <li>✓ <u>Distribute one or more <b>Common Sense Education Family Tip(s)</b>. (2 Tips)</u> <ul style="list-style-type: none"> <li><input type="checkbox"/> Share articles and parenting advice from <b>Common Sense Media</b> or <b>Wide Open School</b>.</li> <li><input type="checkbox"/> * See note/reflection Host an in-person event for parents, caregivers, and family members (with <b>ready-made slides!</b>). <u>(Have held in past years, unable to hold this year.)</u></li> <li><input type="checkbox"/> Invite families to participate in the <b>Common Sense Tech Balance text program</b> (for Elementary only).</li> </ul> </li> </ul>
<p><b>8. REFLECT</b></p>	<p><b>Reflect using the following prompts (maximum character count: 500).</b></p> <p>✓ What impact do you think becoming a Common Sense School has had on your students? On their parents/caregivers? On the school culture?</p> <p>Since the implementation of the Common Sense Digital Citizenship lessons, it is becoming more evident that students are displaying more of a sense of awareness online and with technology. Students are having conversations with their teachers and peers that display the knowledge and information that they have gained through instruction. The Common Sense resources that we are able to share with families and community members helps to continue having those conversations at home. With the involvement of the community, this is helping to aid in keeping our students aware and safe being online while utilizing technology.</p>
<p><b>9. APPLY</b></p> <p>Apply for Common Sense School recognition.</p>	<p>Apply directly on Common Sense's website. All the information you need for the application is within this document.</p> <p>✓ <u>See the <b>Common Sense recognition page</b> for more information.</u></p>

## Lesson Planning Chart

All schools must complete this chart. Add or subtract how many spaces you need. You can use the **Digital Citizenship Curriculum Overview** to track lessons taught.




GRADE LEVEL	1st	2nd	3rd	4th	5th	
<b>Lesson 1 Title</b> (Date completed) (2020)	Media Balance is Important 11/9-11/25	We The Digital Citizens/ Device Free Moments 11/9-11/25	Your Rings of Responsibility 11/9-11/25	My Media Choices 11/9-11/25	Finding My Media Balance 11/9-11/25	
<b>Lesson 2 Title</b> (Date completed) (2020)	Pause and Think Online 11/30-12/4, 12/14-12/18	That's Private 11/30-12/4, 12/14-12/18	Password Power Up 11/30-12/4, 12/14-12/18	Private and Personal Information 11/30-12/4, 12/14-12/18	You Won't Believe This 11/30-12/4, 12/14-12/18	
<b>Lesson 3 Title</b> (Date completed) (2021)	Pause for People 1/4=1/15	Digital Trails 1/4=1/15	This is Me 1/4=1/15	Our Online Tracks 1/4=1/15	Beyond Gender Stereotypes 1/4=1/15	
<b>Lesson 4 Title</b> (Date completed) (2021)	Safety in My Online Neighborhood 1/25-2/5	Who is on your online Community 1/25-2/5	Digital Citizenship Pledge 1/25-2/5	Keeping Games Fun and Friendly 1/25-2/5	Digital Friendships 1/25-2/5	
<b>Lesson 5 Title</b> (Date completed) (2021)	How Technology Makes You Feel 2/22-2/26, 3/15-3/26	Putting a Stop to Online Meanness 2/22-2/26, 3/15-3/26	The Power of Words 2/22-2/26, 3/15-3/26	Be a Super Digital Citizen 2/22-2/26, 3/15-3/26	Is It CyberBullying 2/22-2/26, 3/15-3/26	
<b>Lesson 6 Title</b> (Date completed) (2021)	Internet Traffic Light- To Be Completed- 4/12-4/23	Let's Give Credit To Be Completed- 4-12-4/23	Is Seeing Believing? To Be Completed- 4-12-4/23	A Creator's Rights and Responsibilities To Be Completed- 4-12-4/23	Reading News Online To Be Completed- 4-12-4/23	

## Curriculum Integration Review & Reflection

At the Amerigo A. Anastasia School- Lessons are completed during the students' Library Media Classes. Lessons are completed in two week time intervals. The students are to carry the tools they learn with them into their classroom and beyond. Parent Sheets are sent home digitally this year, using the whole school Dojo Platform. During regular school years, (not during Virtual or Hybrid Learning), a Parent Workshop is held during the first School Conferences in November. Parents are encouraged to learn about the curriculum and explore the Parent Tools Available. Handouts and Demonstration Laptops are available in both English and Spanish. This model allows us to reach all students in the school with these important lessons.



# Common Sense Schools Road Map

<b>1. DEFINITION</b>	<p>Digital Citizenship is how we should act when we are using digital tools, interacting with others online, and what should be taught to help the next generation be better stewards of this technology. It should include such areas like access, communication, etiquette, and health and welfare in the digital arena.</p>																																	
<b>2. PLAN</b>  Visit the <a href="#">Digital Citizenship Implementation Guide</a> for guidance and to view case studies from other schools and districts.	<p>Use the key questions in the framework for digital citizenship implementation in your planning.</p> 																																	
<b>3. ORGANIZE A DIGITAL CITIZENSHIP TEAM</b>  Assign roles and responsibilities among a team of stakeholders.	<p><b>Name of school:</b> <u>Long Branch Middle School</u></p> <table border="1"> <thead> <tr> <th>Name of team member</th><th>Email</th><th>Role in the school</th></tr> </thead> <tbody> <tr> <td>Timothy Smith</td><td>tsmith@longbranch.k12.nj.us</td><td>Teacher</td></tr> <tr> <td>Vade Hanlon</td><td>vhanlon@longbranch.k12.nj.us</td><td>Teacher</td></tr> <tr> <td>Dorothy Williams-Reed</td><td>dwilliams@longbranch.k12.nj.us</td><td>Teacher</td></tr> <tr> <td>Nicole Esposito</td><td>nesposito@longbranch.k12.nj.us</td><td>Supervisor</td></tr> <tr> <td>Jessica Dougherty</td><td>jdougherty@longbranch.k12.nj.us</td><td>Teacher</td></tr> <tr> <td>Meredith Riddle</td><td>mriddle@longbranch.k12.nj.us</td><td>Teacher</td></tr> <tr> <td>John O'Shea</td><td>joshea@longbranch.k12.nj.us</td><td>Teacher</td></tr> <tr> <td>Megan Renzo-Mazza</td><td>mrenzo@longbranch.k12.nj.us</td><td>Teacher</td></tr> <tr> <td>Delanyard Robinson</td><td>drobinson@longbranch.k12.nj.us</td><td>Teacher</td></tr> <tr> <td>Christina Bronowich</td><td>cbronowich@longbranch.k12.nj.us</td><td>Teacher</td></tr> </tbody> </table>	Name of team member	Email	Role in the school	Timothy Smith	tsmith@longbranch.k12.nj.us	Teacher	Vade Hanlon	vhanlon@longbranch.k12.nj.us	Teacher	Dorothy Williams-Reed	dwilliams@longbranch.k12.nj.us	Teacher	Nicole Esposito	nesposito@longbranch.k12.nj.us	Supervisor	Jessica Dougherty	jdougherty@longbranch.k12.nj.us	Teacher	Meredith Riddle	mriddle@longbranch.k12.nj.us	Teacher	John O'Shea	joshea@longbranch.k12.nj.us	Teacher	Megan Renzo-Mazza	mrenzo@longbranch.k12.nj.us	Teacher	Delanyard Robinson	drobinson@longbranch.k12.nj.us	Teacher	Christina Bronowich	cbronowich@longbranch.k12.nj.us	Teacher
Name of team member	Email	Role in the school																																
Timothy Smith	tsmith@longbranch.k12.nj.us	Teacher																																
Vade Hanlon	vhanlon@longbranch.k12.nj.us	Teacher																																
Dorothy Williams-Reed	dwilliams@longbranch.k12.nj.us	Teacher																																
Nicole Esposito	nesposito@longbranch.k12.nj.us	Supervisor																																
Jessica Dougherty	jdougherty@longbranch.k12.nj.us	Teacher																																
Meredith Riddle	mriddle@longbranch.k12.nj.us	Teacher																																
John O'Shea	joshea@longbranch.k12.nj.us	Teacher																																
Megan Renzo-Mazza	mrenzo@longbranch.k12.nj.us	Teacher																																
Delanyard Robinson	drobinson@longbranch.k12.nj.us	Teacher																																
Christina Bronowich	cbronowich@longbranch.k12.nj.us	Teacher																																

#### 4. CONNECT DIGITAL CITIZENSHIP TO YOUR SCHOOL'S VISION OR MISSION

*Type your school's mission and vision statements here, and describe how digital citizenship supports them.*

**School mission:** We, the Long Branch School Community, strive to meet and exceed the standards set forth by the state of New Jersey.

**School vision:** Long Branch Middle School is committed to promoting a digital environment that is safe, respectful, and giving our community the tools to make good judgements. Our teachers and staff will not only provide instruction regularly on meeting those goals, but will also teach by example on how we use technology. Staff and students will concentrate on having positive digital experiences, while recognizing that our actions have consequences and we all need to act with the common good in mind. The middle school will build on the safe environment model, while adding what the ramifications can be if you don't use it responsibly. This will help educate our students to become a responsible and productive member of our community.

**How digital citizenship supports the mission and vision:** Educating our students on digital citizenship will help Long Branch Middle School meet the standards set forth by the state, while setting the framework for lifelong learners. Long Branch Middle School will provide a natural progression from the elementary school by concentrating on areas like digital communication, etiquette, fluency, health and welfare, and law. These areas will help them grow as students, but also grow into an adult that can conduct themselves in an empathetic and responsible way. This will help strengthen our community by preparing them for the global economy and society that they will be a member of.

#### 5. LEARN

*Select two professional learning opportunities for all educators leading digital citizenship instruction.*

##### **Train teachers:**

*Select what educators leading digital citizenship instruction at your school will complete:*

- ✓ Attend an **In-person training** by Common Sense staff, a Common Sense Ambassador, or a school project lead. **(This counts as two LEARN activities.)**
- ☐ Attend or view a **Distance Learning with Common Sense** webinar.
- ☐ Attend or view a **Common Sense webinar** hosted by edWeb .
- ☐ Complete the online **Teaching Digital Citizenship** training.
- ☐ Complete the online **Protecting Student Privacy Online** training.

**Date professional learning was completed:** \_\_\_\_\_



<b>6. DO</b>  Teach students digital citizenship using Common Sense Education resources: <b>Common Sense Digital Citizenship lessons</b> , <b>Digital Passport™</b> , <b>Digital Compass</b> , or Social Media Test Drive.	<b>Teach students:</b> Choose one of the following implementation plans. Use the digital citizenship <b>instructional models</b> for guidance. <ul style="list-style-type: none"> <li><input type="checkbox"/> Teach <i>all students</i> on two grade levels: six digital citizenship lessons.</li> <li><input checked="" type="checkbox"/> Teach <i>all students</i> on three grade levels: three digital citizenship lessons.</li> </ul> <b>Track and record which lessons were taught using the <b>planning chart</b> below.</b>
<b>7. DO</b>  Engage families and the community using Common Sense Education resources.	<b>Engage families and the community:</b> Choose three activities from the options below. <ul style="list-style-type: none"> <li><input checked="" type="checkbox"/> Distribute the <b>Common Sense Education Family Media Agreement</b>.</li> <li><input checked="" type="checkbox"/> Distribute one or more <b>Common Sense Education Family Tip(s)</b>.</li> <li><input checked="" type="checkbox"/> Share articles and parenting advice from <b>Common Sense Media</b> or <b>Wide Open School</b>.</li> <li><input type="checkbox"/> Host an in-person event for parents, caregivers, and family members (with <b>ready-made slides!</b>).</li> <li><input type="checkbox"/> Invite families to participate in the <b>Common Sense Tech Balance text program</b> (for Elementary only).</li> </ul>
<b>8. REFLECT</b>	<b>Reflect using the following prompts (maximum character count: 500).</b> <ul style="list-style-type: none"> <li><input type="checkbox"/> What impact do you think becoming a Common Sense School has had on your students? On their parents/caregivers? On the school culture?</li> </ul>
<b>9. APPLY</b>  Apply for Common Sense School recognition.	Apply directly on Common Sense's website. All the information you need for the application is within this document. <ul style="list-style-type: none"> <li><input type="checkbox"/> See the <b>Common Sense recognition page</b> for more information.</li> </ul>

## Lesson Planning Chart

All schools must complete this chart. Add or subtract how many spaces you need. You can use the **Digital Citizenship Curriculum Overview** to track lessons taught.  
[Common Sense Education Curriculum](#)

GRADE LEVEL	6th	7th	8th
<b>Lesson 1 Title</b> (Date completed)	Finding Balance in a Digital World	Big, Big Data	Digital Media and Your Brain
<b>Lesson 2 Title</b>	Digital Drama Unplugged	Upstanders and Allies:	Being Aware of What





(Date completed)		Taking Action Against Cyberbullying	You Share
<b>Lesson 3 Title</b> (Date completed)	Finding Credible News	My Social Media Life	Responding to Online Hate Speech
<b>Lesson 4 Title</b> (Date completed)			
<b>Lesson 5 Title</b> (Date completed)			
<b>Lesson 6 Title</b> (Date completed)			


## Curriculum Integration Review & Reflection

Instructions go here





# Common Sense Schools Road Map

<b>1. DEFINITION</b>	Digital Citizenship teaches students to responsibly and safely use technology. It gives students the right tools to engage with the digital world in ways that promote healthy online communities.																																				
<b>2. PLAN</b>  Visit the <a href="#">Digital Citizenship Implementation Guide</a> for guidance and to view case studies from other schools and districts.	Use the key questions in the framework for digital citizenship implementation in your planning. <div data-bbox="435 514 1550 892">  </div>																																				
<b>3. ORGANIZE A DIGITAL CITIZENSHIP TEAM</b>  Assign roles and responsibilities among a team of stakeholders.	<div data-bbox="435 989 1550 1045">         Name of school: <b>Morris Avenue ECLC</b> </div> <table border="1" data-bbox="423 1062 1572 1745"> <thead> <tr> <th>Name of team member</th><th>Email</th><th>Role in the school</th></tr> </thead> <tbody> <tr> <td>Matthew Johnson</td><td>mjohnson@longbranch.k12.nj.us</td><td>Principal</td></tr> <tr> <td>Nicole Trainor</td><td>ntrainor@longbranch.k12.nj.us</td><td>Counselor</td></tr> <tr> <td>Tracey Cistaro</td><td>tcistaro@longbranch.k12.nj.us</td><td>PIRT</td></tr> <tr> <td>Kerin Halper</td><td>khalper@longbranch.k12.nj.us</td><td>Preschool 4 yr old teacher</td></tr> <tr> <td>Elizabeth Lundberg</td><td>elundberg@longbranch.k12.nj.us</td><td>Preschool 3 yr old teacher</td></tr> <tr> <td>Kelly McOmber</td><td>kmcomber@longbranch.k12.nj.us</td><td>Kindergarten Teacher</td></tr> <tr><td> </td><td> </td><td> </td></tr> <tr><td> </td><td> </td><td> </td></tr> <tr><td> </td><td> </td><td> </td></tr> <tr><td> </td><td> </td><td> </td></tr> <tr><td> </td><td> </td><td> </td></tr> </tbody> </table>	Name of team member	Email	Role in the school	Matthew Johnson	mjohnson@longbranch.k12.nj.us	Principal	Nicole Trainor	ntrainor@longbranch.k12.nj.us	Counselor	Tracey Cistaro	tcistaro@longbranch.k12.nj.us	PIRT	Kerin Halper	khalper@longbranch.k12.nj.us	Preschool 4 yr old teacher	Elizabeth Lundberg	elundberg@longbranch.k12.nj.us	Preschool 3 yr old teacher	Kelly McOmber	kmcomber@longbranch.k12.nj.us	Kindergarten Teacher															
Name of team member	Email	Role in the school																																			
Matthew Johnson	mjohnson@longbranch.k12.nj.us	Principal																																			
Nicole Trainor	ntrainor@longbranch.k12.nj.us	Counselor																																			
Tracey Cistaro	tcistaro@longbranch.k12.nj.us	PIRT																																			
Kerin Halper	khalper@longbranch.k12.nj.us	Preschool 4 yr old teacher																																			
Elizabeth Lundberg	elundberg@longbranch.k12.nj.us	Preschool 3 yr old teacher																																			
Kelly McOmber	kmcomber@longbranch.k12.nj.us	Kindergarten Teacher																																			

#### 4. CONNECT DIGITAL CITIZENSHIP TO YOUR SCHOOL'S VISION OR MISSION

Type your school's mission and vision statements here, and describe how digital citizenship supports them.

##### School mission:

*We, the Long Branch School Community, strive to meet and exceed the standards set forth by the state of New Jersey.*

##### School vision:

*The Morris Avenue School is strongly committed to the belief that all children are capable of learning, that each child possesses unique talents, and that all students have the right to a quality education. The MA School provides and maintains a nurturing school climate that enables children to learn and play in a positive, safe, non-threatening environment. Our purpose is to educate the whole child to their fullest potential and to develop productive individuals who will become lifelong learners and responsible citizens.*

**How digital citizenship supports the mission and vision:** Digital citizenship training for students will allow them to continue to learn and play in a positive, safe, non-threatening environment when they are at home.

#### 5. LEARN

Select two professional learning opportunities for all educators leading digital citizenship instruction.

##### Train teachers:

Select what educators leading digital citizenship instruction at your school will complete:

- ☐ Attend an **In-person training** by Common Sense staff, a Common Sense Ambassador, or a school project lead. (This counts as two LEARN activities.)
- ☐ Attend or view a **Distance Learning with Common Sense** webinar.
- ☐ Attend or view a **Common Sense webinar** hosted by edWeb.
- ☒ Complete the online **Teaching Digital Citizenship** training.
- ☐ Complete the online **Protecting Student Privacy Online** training.

Date professional learning was completed: **To Be Completed at Staff Meeting: 3/23/21**

#### 6. DO

Teach students digital citizenship using Common Sense Education resources: **Common Sense Digital Citizenship lessons, Digital Passport™, Digital Compass**, or Social Media Test Drive.

##### Teach students:

Choose one of the following implementation plans. Use the digital citizenship **instructional models** for guidance.

- ☒ Teach **all students on two grade levels: six digital citizenship lessons.**
- ☐ Teach **all students on three grade levels: three digital citizenship lessons.**

Track and record which lessons were taught using the **planning chart** below.



<b>7. DO</b>  Engage families and the community using Common Sense Education resources.	<b>Engage families and the community:</b> Choose three activities from the options below. <ul style="list-style-type: none"> <li>X <a href="#">Distribute the Common Sense Education Family Media Agreement.</a></li> <li>X <a href="#">Distribute one or more Common Sense Education Family Tip(s).</a></li> <li>X <a href="#">Share articles and parenting advice from Common Sense Media or Wide Open School.</a></li> <li><input type="checkbox"/> * See note Host an in-person event for parents, caregivers, and family members (with <a href="#">ready-made slides!</a>).</li> <li><input type="checkbox"/> Invite families to participate in the <a href="#">Common Sense Tech Balance text program</a> (for Elementary only).</li> </ul>
<b>8. REFLECT</b>	<b>Reflect using the following prompts (maximum character count: 500).</b> <ul style="list-style-type: none"> <li><input type="checkbox"/> What impact do you think becoming a Common Sense School has had on your students? On their parents/caregivers? On the school culture?</li> </ul>
<b>9. APPLY</b>  Apply for Common Sense School recognition.	Apply directly on Common Sense's website. All the information you need for the application is within this document. <ul style="list-style-type: none"> <li><input checked="" type="checkbox"/> (X) <a href="#">See the Common Sense recognition page for more information.</a></li> </ul>

## Lesson Planning Chart

All schools must complete this chart. Add or subtract how many spaces you need. You can use the [Digital Citizenship Curriculum Overview](#) to track lessons taught.

GRADE LEVEL	PK 4	K
Lesson 1 Title	<i>Media Balance is Important</i> <b>4/7/21</b>	<i>Media Balance is Important</i> <b>4/7/21</b>
Lesson 2 Title	<i>Pause for the People</i> <b>4/9/21</b>	<i>Pause for the People</i> <b>4/9/21</b>
Lesson 3 Title	<i>Safety in my Online Neighborhood</i> <b>4/14/21</b>	<i>Safety in my Online Neighborhood</i> <b>4/14/21</b>
Lesson 4 Title	<i>Pause &amp; Think Online</i> <b>4/16/21</b>	<i>Pause &amp; Think Online</i> <b>4/16/21</b>
Lesson 5 Title	<i>How Technology Makes You Feel</i> <b>4/21/21</b>	<i>How Technology Makes You Feel</i> <b>4/21/21</b>
Lesson 6 Title	<i>We The Digital Citizens</i> <b>4/23/21</b>	<i>We The Digital Citizens</i> <b>4/23/21</b>




## Curriculum Integration Review & Reflection

At the Morris Avenue School the lessons will be completed by the homeroom teachers. Lessons are completed twice a week. The students will review the concepts with the teachers and the concepts will be reinforced at home. Parent Sheets will be sent home digitally this year, using the teacher's communication Platform (Dojo, Remind, ClassTag), and they will also be copied for the students who are in person .

Next year, we are planning to hold a Parent Workshop during the first School Conferences in November so the parents can learn about the curriculum and explore the Parent Tools Available. Handouts and Demonstration Laptops will be available in both English and Spanish.



# Common Sense Schools Road Map

<b>1. DEFINITION</b>	<b>Digital citizenship refers to the responsible use of technology by anyone who uses computers, the Internet, and digital devices to engage with society on any level.</b>															
<b>2. PLAN</b>  Visit the <a href="#">Digital Citizenship Implementation Guide</a> for guidance and to view case studies from other schools and districts.	Use the key questions in the framework for digital citizenship implementation in your planning.  															
<b>3. ORGANIZE A DIGITAL CITIZENSHIP TEAM</b>  Assign roles and responsibilities among a team of stakeholders.	<p><b>Name of school:</b>    <u>The Alternative Academy</u></p> <table border="1"> <thead> <tr> <th>Name of team member</th><th>Email</th><th>Role in the school</th></tr> </thead> <tbody> <tr> <td>Maureen Hague</td><td>mhague@longbranch.k12.nj.us</td><td>Teacher/Team Leader</td></tr> <tr> <td>Victoria Leotsakas</td><td>vleotsakas@longbranch.k12.nj.us</td><td>6-8th Grade teacher</td></tr> <tr> <td>Caitlin Walling</td><td>cwalling@longbranch.k12.nj.us</td><td>9-12th grade science teacher</td></tr> <tr> <td>Tracy Miller</td><td>tmiller@longbranch.k12.nj.us</td><td>Physical Education 1-8</td></tr> </tbody> </table>	Name of team member	Email	Role in the school	Maureen Hague	mhague@longbranch.k12.nj.us	Teacher/Team Leader	Victoria Leotsakas	vleotsakas@longbranch.k12.nj.us	6-8th Grade teacher	Caitlin Walling	cwalling@longbranch.k12.nj.us	9-12th grade science teacher	Tracy Miller	tmiller@longbranch.k12.nj.us	Physical Education 1-8
Name of team member	Email	Role in the school														
Maureen Hague	mhague@longbranch.k12.nj.us	Teacher/Team Leader														
Victoria Leotsakas	vleotsakas@longbranch.k12.nj.us	6-8th Grade teacher														
Caitlin Walling	cwalling@longbranch.k12.nj.us	9-12th grade science teacher														
Tracy Miller	tmiller@longbranch.k12.nj.us	Physical Education 1-8														
<b>4. CONNECT DIGITAL CITIZENSHIP TO YOUR SCHOOL'S VISION OR MISSION</b>  Type your school's mission and vision statements here, and describe how digital citizenship supports them.	<p><b>School mission:</b> At Long Branch Public Schools, our Goal is to be recognized as the benchmark of excellence among New Jersey school districts: Every Long Branch student Achieves grade-level standards; Graduates ready for college and career; Contributes positively to society.</p> <p><b>School vision:</b>          The Alternative Program at Audrey W Clark strives to foster a safe, disciplined, well rounded educational environment both on and offline so that students may learn and apply the skills necessary for life after graduation and to make positive contributions to society. All members of the Alternative Program will learn how to make choices that will promote respect, safety, and responsibility with technology.</p>															

	<p>They will learn how to appropriately use social media and other tools to keep themselves and their identities safe and be encouraged to become positive role models to others around them. Staff and students will model positive and appropriate use of technology and social media as they understand the importance of digital citizenship and the future of our students and families.</p> <p><b>How digital citizenship supports the mission and vision:</b></p> <ul style="list-style-type: none"> <li>- Digital etiquette</li> <li>- Digital rights and responsibilities</li> <li>- Digital health and wellness</li> </ul>
<p><b>5. LEARN</b></p> <p><i>Select two professional learning opportunities for all educators leading digital citizenship instruction.</i></p>	<p><b>Train teachers:</b></p> <p><i>Select what educators leading digital citizenship instruction at your school will complete:</i></p> <ul style="list-style-type: none"> <li><input type="checkbox"/> Attend an <b>In-person training</b> by Common Sense staff, a Common Sense Ambassador, or a school project lead. (This counts as two LEARN activities.)</li> <li><input type="checkbox"/> Attend or view a <b>Distance Learning with Common Sense</b> webinar.</li> <li><input type="checkbox"/> Attend or view a <b>Common Sense</b> webinar hosted by edWeb.</li> <li><input type="checkbox"/> Complete the online <b>Teaching Digital Citizenship</b> training.</li> <li><input type="checkbox"/> Complete the online <b>Protecting Student Privacy Online</b> training.</li> </ul> <p><b>Date professional learning was completed:</b> _____</p>
<p><b>6. DO</b></p> <p><i>Teach students digital citizenship using Common Sense Education resources: <b>Common Sense Digital Citizenship lessons</b>, <b>Digital Passport™</b>, <b>Digital Compass</b>, or <b>Social Media Test Drive</b>.</i></p>	<p><b>Teach students:</b></p> <p><i>Choose one of the following implementation plans. Use the digital citizenship <b>instructional models</b> for guidance.</i></p> <ul style="list-style-type: none"> <li><input type="checkbox"/> Teach <i>all students</i> on two grade levels: six digital citizenship lessons.</li> <li><input type="checkbox"/> Teach <i>all students</i> on three grade levels: three digital citizenship lessons.</li> </ul> <p><b>Track and record which lessons were taught using the <b>planning chart</b> below.</b></p>
<p><b>7. DO</b></p> <p><i>Engage families and the community using Common Sense Education resources.</i></p>	<p><b>Engage families and the community:</b></p> <p><i>Choose three activities from the options below.</i></p> <ul style="list-style-type: none"> <li><input type="checkbox"/> Distribute the <b>Common Sense Education Family Media Agreement</b>.</li> <li><input type="checkbox"/> Distribute one or more <b>Common Sense Education Family Tip(s)</b>.</li> <li><input type="checkbox"/> Share articles and parenting advice from <b>Common Sense Media</b> or <b>Wide Open School</b>.</li> <li><input type="checkbox"/> Host an in-person event for parents, caregivers, and family members (with <b>ready-made slides!</b>).</li> <li><input type="checkbox"/> Invite families to participate in the <b>Common Sense Tech Balance text program</b> (for Elementary only).</li> </ul>
<p><b>8. REFLECT</b></p>	<p><b>Reflect using the following prompts (maximum character count: 500).</b></p> <ul style="list-style-type: none"> <li><input type="checkbox"/> What impact do you think becoming a Common Sense School has had on your students?</li> </ul>

	On their parents/caregivers? On the school culture?
<b>9. APPLY</b>  <i>Apply for Common Sense School recognition.</i>	Apply directly on Common Sense's website. All the information you need for the application is within this document. <input type="checkbox"/> See the <b>Common Sense recognition page</b> for more information.

## Lesson Planning Chart

All schools must complete this chart. Add or subtract how many spaces you need. You can use the **Digital Citizenship Curriculum Overview** to track lessons taught.

GRADE LEVEL	Elementary (3-5)	Middle School	High School
<b>Lesson 1 Title</b> (Date completed)	Your Rings of Responsibility How do digital citizens take responsibility for themselves, their communities, and their world?	Finding Balance in a Digital World How do we balance digital media use in our lives?	What You Send in "That Moment When ..." How can we act with empathy and positivity when we're online?
<b>Lesson 2 Title</b> (Date completed)	The Power of Words What should you do when someone uses mean or hurtful language on the internet?	Upstanders and Allies: Taking Action Against Cyberbullying How can you respond when cyberbullying occurs?	Hoaxes and Fakes How can you avoid being fooled by fake videos and other information online?
<b>Lesson 3 Title</b> (Date completed)	My Media Choices What makes a healthy media choice?	My Social Media Life How does social media affect our relationships?	Social Media and How You Feel How can you use social media in a way that feels positive and healthy?


## Curriculum Integration Review & Reflection

Instructions go here





# Common Sense Schools Road Map

<b>1. DEFINITION</b>	<p>Digital Citizenship teaches students the necessary skills and tools to be respectful, responsible, and safe online. In order to be good digital citizens, students must learn to utilize technology while making careful and thoughtful decisions when online for learning or social purposes.</p>																					
<b>2. PLAN</b>  Visit the <a href="#">Digital Citizenship Implementation Guide</a> for guidance and to view case studies from other schools and districts.	<p>Use the key questions in the framework for digital citizenship implementation in your planning.</p>  <div style="display: flex; justify-content: space-around; text-align: center;"> <div> <p><b>Plan</b></p> <p>Assess needs, align to initiatives, and get buy-in from key stakeholders.</p> </div> <div> <p><b>Implement</b></p> <p>Train educators, teach students, and engage families.</p> </div> <div> <p><b>Evaluate</b></p> <p>Define and measure impact, celebrate achievements, and reflect on progress.</p> </div> </div>																					
<b>3. ORGANIZE A DIGITAL CITIZENSHIP TEAM</b>  Assign roles and responsibilities among a team of stakeholders.	<p><b>Name of school:</b>    <b>George L. Catrambone Elementary School</b></p> <table border="1" style="width: 100%; border-collapse: collapse;"> <thead> <tr> <th style="width: 33%;">Name of team member</th><th style="width: 33%;">Email</th><th style="width: 33%;">Role in the school</th></tr> </thead> <tbody> <tr> <td>Katie Wachter</td><td>kwachter@longbranch.k12.nj.us</td><td>School Librarian/Media Specialist</td></tr> <tr> <td>Sarah Kaplan</td><td>skaplan@longbranch.k12.nj.us</td><td>Technology Specialist/Art Teacher</td></tr> <tr><td> </td><td> </td><td> </td></tr> <tr><td> </td><td> </td><td> </td></tr> <tr><td> </td><td> </td><td> </td></tr> <tr><td> </td><td> </td><td> </td></tr> </tbody> </table>	Name of team member	Email	Role in the school	Katie Wachter	kwachter@longbranch.k12.nj.us	School Librarian/Media Specialist	Sarah Kaplan	skaplan@longbranch.k12.nj.us	Technology Specialist/Art Teacher												
Name of team member	Email	Role in the school																				
Katie Wachter	kwachter@longbranch.k12.nj.us	School Librarian/Media Specialist																				
Sarah Kaplan	skaplan@longbranch.k12.nj.us	Technology Specialist/Art Teacher																				

#### 4. CONNECT DIGITAL CITIZENSHIP TO YOUR SCHOOL'S VISION OR MISSION

Type your school's mission and vision statements here, and describe how digital citizenship supports them.

##### School mission:

The George L. Catrambone Elementary School (GLC) is a kindergarten through fifth grade school that is fully committed to educational excellence. Through the efforts of staff, families, and community partners, our students are provided educational experiences that promote students growth, academically, socially, and emotionally.

**School vision:** We, the Long Branch School Community, strive to meet and exceed the standards set forth by the state of New Jersey.

##### How digital citizenship supports the mission and vision:

As stated in our school's vision statement, the George L. Catrambone School strives to meet and exceed the New Jersey State Learning Standards, including the standard for *Career Readiness, Life Literacy, and Key Skills*. By teaching Digital Citizenship we are empowering our students to create a collection of necessary skills that can be used to make safe, empathetic, and meaningful decisions online. We need to prepare our students to be ready to face any challenge that may arise, and by educating our students, staff, and families, we can emphasize the importance of these lessons throughout the entire Long Branch community. The Common Sense Digital Citizenship Curriculum will equip our students to make smart, thoughtful and responsible decisions while utilizing technology; and set them on the right path to "engage as responsible community members in a digital society, and to successfully meet the challenges and opportunities in an

interconnected global economy". (2020 New Jersey Student Learning Standards – Career Readiness, Life Literacies, and Key Skills. (2020, June). Retrieved March 15, 2021, from <https://www.nj.gov/education/cccs/2020/2020%20NJSL-CLKS.pdf>).

#### 5. LEARN

Select two professional learning opportunities for all educators leading digital citizenship instruction.

##### Train teachers:

Select what educators leading digital citizenship instruction at your school will complete:

- ☒ Attend an **In-person training** by Common Sense staff, a Common Sense Ambassador, or a school project lead. **(This counts as two LEARN activities.)**
- ☐ Attend or view a **Distance Learning with Common Sense** webinar.
- ☐ Attend or view a **Common Sense webinar** hosted by edWeb.
- ☐ Complete the online **Teaching Digital Citizenship** training.
- ☐ Complete the online **Protecting Student Privacy Online** training.

Date professional learning was completed: 3/9/21



<p><b>6. DO</b></p> <p>Teach students digital citizenship using Common Sense Education resources: <b>Common Sense Digital Citizenship lessons</b>, <b>Digital Passport™</b>, <b>Digital Compass</b>, or Social Media Test Drive.</p>	<p><b>Teach students:</b> Choose one of the following implementation plans. Use the digital citizenship <b>instructional models</b> for guidance.</p> <ul style="list-style-type: none"> <li><input type="checkbox"/> Teach <i>all students</i> on two grade levels: six digital citizenship lessons.</li> <li><input checked="" type="checkbox"/> Teach <i>all students</i> on three grade levels: three digital citizenship lessons.</li> </ul> <p>Track and record which lessons were taught using the <b>planning chart</b> below.</p>
<p><b>7. DO</b></p> <p>Engage families and the community using Common Sense Education resources.</p>	<p><b>Engage families and the community:</b> Choose three activities from the options below.</p> <ul style="list-style-type: none"> <li><input type="checkbox"/> Distribute the <b>Common Sense Education Family Media Agreement</b>.</li> <li><input checked="" type="checkbox"/> Distribute one or more <b>Common Sense Education Family Tip(s)</b>.</li> <li><input checked="" type="checkbox"/> Share articles and parenting advice from <b>Common Sense Media</b> or <b>Wide Open School</b>.</li> <li><input type="checkbox"/> Host an in-person event for parents, caregivers, and family members (with <b>ready-made slides!</b>).</li> <li><input checked="" type="checkbox"/> Invite families to participate in the <b>Common Sense Tech Balance text program</b> (for Elementary only).</li> </ul>
<p><b>8. REFLECT</b></p>	<p><b>Reflect using the following prompts (maximum character count: 500).</b></p> <ul style="list-style-type: none"> <li><input checked="" type="checkbox"/> What impact do you think becoming a Common Sense School has had on your students? On their parents/caregivers? On the school culture?</li> </ul> <p>Since the implementation of the Common Sense Digital Citizenship lessons, we are seeing a sense of awareness as students work online and with technology. Students are involved in conversations with their teachers and peers that reflect the knowledge they have gained through instruction. By educating our parents and families with the Common Sense resources we are able to continue the conversations at home. This sense of community helps to reiterate the importance of these lessons and their content.</p>
<p><b>9. APPLY</b></p> <p>Apply for Common Sense School recognition.</p>	<ul style="list-style-type: none"> <li><input checked="" type="checkbox"/> Apply directly on Common Sense's website. All the information you need for the application is within this document.</li> <li><input type="checkbox"/> See the <b>Common Sense recognition page</b> for more information.</li> </ul>

## Lesson Planning Chart

All schools must complete this chart. Add or subtract how many spaces you need. You can use the **Digital Citizenship Curriculum Overview** to track lessons taught.  
[Digital Citizenship Curriculum](#)

GRADE LEVEL	K	1	2	3	4	5
-------------	---	---	---	---	---	---



<b>Lesson 1 Title (Date completed)</b>	Media Balance is Important Projected Date: 3/25/21	Pause and Think Online 3/12/21	We the Digital Citizens 3/12/21	Your Rings of Responsibility 3/12/21	Be a Super Digital Citizen 3/12/21	Finding Media Balance 3/12/21
<b>Lesson 2 Title (Date completed)</b>	Pause for People Projected Date: 4/8/21	How Technology Makes You Feel Projected Date: 4/8/21	Device Free Moments Projected Date: 4/8/21	Password Power Up Projected Date: 4/8/21	My Media Choices Projected Date: 4/8/21	You Won't Believe This Projected Date: 4/8/21
<b>Lesson 3 Title (Date completed)</b>	Safety in my online Neighborhood Projected Date: 4/30/21	Internet Traffic Light Projected Date: 4/30/21	That's Private! Projected Date: 4/30/21	This Is Me Projected Date: 4/30/21	Private and Personal Information Projected Date: 4/30/21	Beyond Gender Stereotypes Projected Date: 4/30/21

## Curriculum Integration Review & Reflection


The George L. Catrambone Elementary School students began the Common Sense Digital Citizenship Curriculum during their library classes. After each class completed the initial lesson, the school's library/media specialist conducted a school-wide training for all teachers. With training completed, the teachers were then prepared to continue with the lessons for their classrooms. Integrating this curriculum throughout the school reinforced the importance of these lessons.

This year particularly the GLC school believes that digital citizenship is an integral part of helping our students to achieve success. 38% of our students are enrolled in full-remote learning, and the remaining students are in school on a 2 day per week hybrid schedule. Each student spends about 4 hours learning online each day, and this has emphasized the importance and necessity of teaching our students to be safe, responsible, and thoughtful while utilizing technology.

With the increase in technology usage, it is imperative to teach our students these strategies and skills to use each time they are online. By sharing articles such as "Keeping Kids Motivated for Online Learning" and the Family Tips from Common Sense through Class Dojo, we are encouraging our families to become part of this movement as well. Together we are working to create a community of digital citizens who are ready to use their heads and hearts online. Family involvement and education has been the final step to implementing this school-wide initiative.



# Common Sense Schools Road Map

<b>1. DEFINITION</b>	Digital Citizenship teaches students to responsibly and safely use technology. It gives students the right tools to engage with the digital world in ways that promote healthy online communities.																		
<b>2. PLAN</b>  Visit the <a href="#">Digital Citizenship Implementation Guide</a> for guidance and to view case studies from other schools and districts.	Use the key questions in the framework for digital citizenship implementation in your planning.  																		
<b>3. ORGANIZE A DIGITAL CITIZENSHIP TEAM</b>  Assign roles and responsibilities among a team of stakeholders.	<p>Name of school: <b>JMF Early Childhood Center</b></p> <table border="1"> <thead> <tr> <th>Name of team member</th><th>Email</th><th>Role in the school</th></tr> </thead> <tbody> <tr> <td>Leah Roberts</td><td>lroberts@longbranch.k12.nj.us</td><td>Teacher</td></tr> <tr> <td>Marriane Carr</td><td>mcarr@longbranch.k12.nj.us</td><td>Teacher</td></tr> <tr> <td>Linda Morgan</td><td>lmorgan@longbranch.k12.nj.us</td><td>Principal</td></tr> <tr> <td>Ana Rugo</td><td>arugo@longbranch.k12.nj.us</td><td>Master Teacher</td></tr> <tr> <td>Kim Walker</td><td>kwalker@longbranch.k12.nj.us</td><td>PIRT team member/support staff</td></tr> </tbody> </table>	Name of team member	Email	Role in the school	Leah Roberts	lroberts@longbranch.k12.nj.us	Teacher	Marriane Carr	mcarr@longbranch.k12.nj.us	Teacher	Linda Morgan	lmorgan@longbranch.k12.nj.us	Principal	Ana Rugo	arugo@longbranch.k12.nj.us	Master Teacher	Kim Walker	kwalker@longbranch.k12.nj.us	PIRT team member/support staff
Name of team member	Email	Role in the school																	
Leah Roberts	lroberts@longbranch.k12.nj.us	Teacher																	
Marriane Carr	mcarr@longbranch.k12.nj.us	Teacher																	
Linda Morgan	lmorgan@longbranch.k12.nj.us	Principal																	
Ana Rugo	arugo@longbranch.k12.nj.us	Master Teacher																	
Kim Walker	kwalker@longbranch.k12.nj.us	PIRT team member/support staff																	
<b>4. CONNECT DIGITAL CITIZENSHIP TO YOUR SCHOOL'S VISION OR MISSION</b>  Type your school's mission and vision statements here, and describe how digital citizenship supports them.	<p><b>School mission:</b>  <i>We, the Long Branch School Community, strive to meet and exceed the standards set forth by the state of New Jersey.</i></p> <p><b>School vision:</b>          Joseph M. Ferraina (JMF) is an early childhood learning center that services children in grades Preschool 3 to Kindergarten. JMF strives to foster a safe, disciplined, educational environment, both offline and online, to provide an atmosphere for students where skills can be developed to become motivated,</p>																		

	<p>self-reliant, productive citizens. . Teachers and staff will provide instruction for their students regularly about the appropriate use of technology and online safety.</p> <p><b>How digital citizenship supports the mission and vision:</b>  Our school’s vision statement coincides with the New Jersey State Learning Standards, in which we strive to meet and exceed the New Jersey State Learning Standards. Included in these standards are <i>Life Literacy, and Key Skills</i>. By teaching Digital Citizenship we are empowering our students to create a collection of necessary skills that can be used to make safe, empathetic, and meaningful decisions online. We need to educate our students, staff, and families, and emphasize the importance of these lessons throughout the entire Long Branch community. The Common Sense Digital Citizenship Curriculum will equip our students to make meaningful decisions while utilizing technology.</p>
<p><b>5. LEARN</b></p> <p><i>Select two professional learning opportunities for all educators leading digital citizenship instruction.</i></p>	<p><b>Train teachers:</b>  <i>Select what educators leading digital citizenship instruction at your school will complete:</i></p> <ul style="list-style-type: none"> <li>✓ Attend an <b>In-person training</b> by Common Sense staff, a Common Sense Ambassador, or a school project lead. <b>(This counts as two LEARN activities.)</b></li> <li>✓ Attend or view a <b>Distance Learning with Common Sense</b> webinar.</li> <li>✓ Attend or view a <b>Common Sense webinar</b> hosted by edWeb .</li> <li>✓ Complete the online <b>Teaching Digital Citizenship</b> training.</li> <li>✓ Complete the online <b>Protecting Student Privacy Online</b> training.</li> </ul> <p><b>Date professional learning was completed:</b>    <u>3/17/21</u></p>
<p><b>6. DO</b></p> <p><i>Teach students digital citizenship using Common Sense Education resources: <b>Common Sense Digital Citizenship lessons, Digital Passport™, Digital Compass</b>, or Social Media Test Drive.</i></p>	<p><b>Teach students:</b>  <i>Choose one of the following implementation plans. Use the digital citizenship <b>instructional models</b> for guidance.</i></p> <ul style="list-style-type: none"> <li>✓ Teach <i>all students</i> on two grade levels: six digital citizenship lessons.</li> <li><input type="checkbox"/> Teach <i>all students</i> on three grade levels: three digital citizenship lessons.</li> </ul> <p><b>Track and record which lessons were taught using the <b>planning chart</b> below.</b></p>
<p><b>7. DO</b></p> <p><i>Engage families and the community using Common Sense Education resources.</i></p>	<p><b>Engage families and the community:</b>  <i>Choose three activities from the options below.</i></p> <ul style="list-style-type: none"> <li>✓ Distribute the <b>Common Sense Education Family Media Agreement</b>.</li> <li>✓ Distribute one or more <b>Common Sense Education Family Tip(s)</b>.</li> <li>✓ Share articles and parenting advice from <b>Common Sense Media</b> or <b>Wide Open School</b>.</li> <li><input type="checkbox"/> Host an in-person event for parents, caregivers, and family members (with <b>ready-made slides!</b>).</li> <li><input type="checkbox"/> Invite families to participate in the <b>Common Sense Tech Balance text program</b> (for <i>Elementary only</i>).</li> </ul>

<b>8. REFLECT</b>	<p><b>Reflect using the following prompts (maximum character count: 500).</b></p> <ul style="list-style-type: none"> <li>✓ What impact do you think becoming a Common Sense School has had on your students? On their parents/caregivers? On the school culture?</li> </ul>
<p><b>9. APPLY</b></p> <p><i>Apply for Common Sense School recognition.</i></p>	<p>Apply directly on Common Sense's website. All the information you need for the application is within this document.</p> <ul style="list-style-type: none"> <li>☐ See the <a href="#">Common Sense recognition page</a> for more information.</li> </ul>

## Lesson Planning Chart

All schools must complete this chart. Add or subtract how many spaces you need. You can use the [Digital Citizenship Curriculum Overview](#) to track lessons taught.  
[Kindergarten Lessons Common Sense Education](#)

GRADE LEVEL	Kindergarten					
Lesson 1 Title (Date completed)	<a href="#">Media Balance is Important</a> Projected Date: 3/25/21					
Lesson 2 Title (Date completed)	<a href="#">Pause for People</a> Projected Date: 4/8/21					
Lesson 3 Title (Date completed)	<a href="#">Safety in my online Neighborhood</a> Projected Date: 4/30/21					
Lesson 4 Title (Date completed)						
Lesson 5 Title (Date completed)						
Lesson 6 Title (Date completed)						

## Curriculum Integration Review & Reflection

At JMFECLC, digital lessons will be completed by the homeroom teachers. Lessons are completed throughout the week. The students will review the concepts with the teachers and the concepts will be reinforced at home.





Parent Sheets will be sent home digitally this year, using the teacher's communication Platform (Dojo, Google Classroom and/or ClassTag), and will also be distributed as hard copies for the in-person students.

