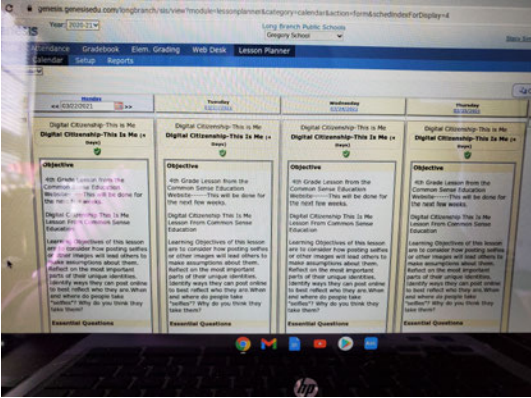
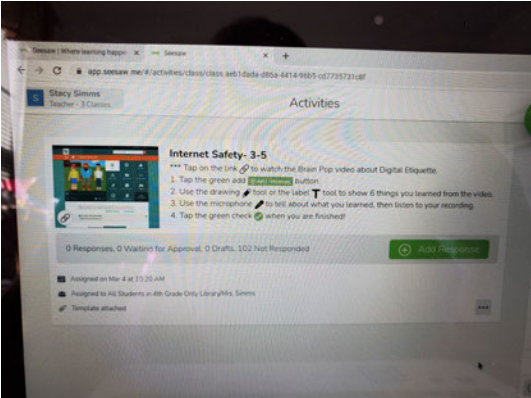


GRADE LEVEL	4th Grade Taught by Mrs. Simms and Miss Siller	3rd grade taught by Mrs Dispoto	5th grade lessons taught by Mrs. MacDonald
Lesson 1 Title (Date completed)	Media Balance and Well-being My Media/What makes a healthy media Choice March 15-19, 2021  <p><i>Lessons plans submitted by Mrs. Simms</i></p>	<u>Media Balance and Well Being: The Keys of Responsibility</u> (week of March 22nd)	<u>Is it Cyberbullying?</u> March 25, 2021 Activity: Create a Positive Card for targets of Cyberbullying Student Work: <u>OG Cyberbullying Activity</u> <u>HS Cyberbullying Activity</u>
Lesson 2 Title (Date completed)	Privacy and Security March 15-19, 2021  <p><i>SeeSaw activity submitted by Mrs. Simms</i></p>	<u>Privacy and Security(Password Powerup)</u> (Week of April 5th)	<u>Reading News Online</u> Week of April 5th
Lesson 3 Title (Date completed)	Digital footprint and identity March 22-26, 2021	<u>Digital Footprint and Identify: This is Me</u> (Week of April 12th)	<u>Finding My Media Balance</u> Week of April 5th



Digital footprint activity- Submitted by Simms

Lesson 4
(date completed)

Keeping Games friendly and Fun
March 21, 2021

Video Game Cover Project Submitted by Mrs. Lawrence-Smith



Video Game Cover Project

NAME _____

DATE _____

Directions

You will now have a chance to come up with your own video game! It can be based on games you enjoy playing, or it can be totally made up. Use this brainstorm and rough draft to get started.

Your cover must include:

- A video game title in big letters
- An image of the main character
- A paragraph (on the back) that explains the rules for positive social interactions in the game and why people should follow them

Who is the main character in your video game (person, animal, object, etc.)?

princess Rihanna

Describe as many details as you can about the main character.

Funny, joyful, Brave

What is the setting for your video game? Include as many details as possible.

be nice in chat or you get ban
from the game

How will people communicate in the game?

headphones and air pods

What is the title of your video game?

Save a princess



WE KNOW THE POWER
of words & actions.

COMMON SENSE EDUCATION
Resources with activities for reinforcement of our learning goals



1

[View Original](#)

Video Game Cover Project

NAME _____

DATE _____

Video game cover draft



Paragraph

What rules would you make for how people must interact in the game? Why is it important that they follow these rules?

IS NO BEING RUDE HELP OTHER PEOPLE DONT FIGHT YOUR TEAM
THEY HAVE TO FOLLOW THE RULES SO EVERYONE CAN HAVE A GOOD DAY



WE KNOW THE POWER
of words & actions.

COMMON SENSE EDUCATION
Resources with activities for reinforcement of our learning goals



2

[View Original](#)

Video Game Cover Project

NAME _____

DATE _____

Directions

You will now have a chance to come up with your own video game! It can be based on games you enjoy playing, or it can be totally made up. Use this brainstorm and rough draft to get started.

Your cover must include:

- A video game title in big letters
- An image of the main character
- A paragraph (on the back) that explains the rules for positive social interactions in the game and why people should follow them

Who is the main character in your video game (person, animal, object, etc.)?	<i>My main character is a girl named Katelyn.</i>
Describe as many details as you can about the main character.	<i>She loves playing video games, she's really nice, and loves to make new friends.</i>
What is the setting for your video game? Include as many details as possible.	<i>My video game will be in the arctic when you have to get through all the obstacles to get to the lost mountain, the characters will be wearing coats, boots, hats, and gloves.</i>
How will people communicate in the game?	<i>There will be 4 people communicating in the game, Katelyn, Jimmy, Sarah, Andre.</i>
What is the title of your video game?	<i>The title of my video game will be called MAKE IT TO THE TOP.</i>

[View Original](#)

Samples of Student Work From Common Sense Media Lessons

These are sample Seesaw activities
completed to align with the Common Sense
Media Lessons:

Grade 1-How Technology Makes You Feel

WebMail PRO - K12USA x My Drive - Google Drive x AAA-PhotoDigital Citizenship x Common Sense Schools Digit x

app.seesaw.me/#/activities/class/class.3471051b-162d-486d-abaf-2970e8bb3c9e/folder/tag.0df42aba-9b59-43c3-924a-d4bbbc1

In response to: How Technology Make You Feel

Draw a picture to show what you will do if you get an uncomfortable feeling using technology.

Write about what you will do if you get an uncomfortable feeling using technology. (Finish the sentence)

If I get uncomfortable using technology, I will ask my mom for help.

January 26, 2021, 6:59 AM

Previous Post Next Post

Type here to search


8:48 PM 3/16/2021

WebMailPRO - K12USA X My Drive - Google Drive X AAA-PhotoDigital Citizenship X Common Sense School Digit X

appseesaw.me/#/activities/class/class.3471051b-162d-486d-abaf-2970e8bb3c9e/folder/tag.0df42aba-9b59-43c3-924a-d4bbbc111171

In response to: How Technology Make You Feel

Draw a picture to show what you will do if you get an uncomfortable feeling using technology.



Write about what you will do if you get an uncomfortable feeling using technology. (Finish the sentence)

If I get uncomfortable using technology, I will ask a perant or teacher

January 26, 2021, 9:09 AM

Previous Post Next Post

Type here to search

Grade 3-Password Power Up

My Drive - Google Drive X AAA-PhotoDigital Citizenship L X (253) Period 1 X

appseesaw.me/#/activities/class/class.296dba95-ece9-4bae6c-6749-4a12-be54-0f8914c3681d

(253) Period 1 Math appseesaw.me Post

In response to: Power Up Passwords (3 Common Sense Media)

Directions: drag the words below into the correct password tip.

Password Tips to Remember

- Start with a memorable **phrase**.
- Only you **parents** should know your password.
- Never use any **private** identity information in your password.
- Create passwords with at least **eight** characters.
- Use letters, numbers, and **symbols** in your password.

Directions: Make your own practice password.

- Start with a **favorite animal, tv show character, or food**
- Capitalize** some of the letters
- Add one or two memorable **numbers**
- Add one or two **symbols**
- Memorize** it! Repeat your new password in your head so it sticks

puppysbongbob burger

PuppySpongboBBurger

PuppySpongboBBurger 96

PuppySpongboBBurger96?

December 16, 2020, 10:00 AM

Previous Post Next Post

Type here to search

Grade 4- Keeping Games Fun and Friendly

WebMailPRO - K12USA x My Drive - Google Drive x AAA-PhotoDigital Citizenship x Common Sense Schools: Digi x (590) Martin - Group B (MATH) x

app.seesaw.me/#/class/class.c2530a45-e194-4ed0-a0ca-dbd50aea7b7a/display/approved/folder/tag.9dd4d68-1a60-411b-800a-125e35626e0c

Is Post

In response to: Keeping Games Fun & Friendly - Strangers in Video Games

The Knight is an unknown user. The Knight tries to send a Message Request to Sabrina and Tea.
Do the girls accept the message request? Why or Why not? They do not because Tea said the last time she played the game the knight wanted to get information out of her like, where she lived and what age she is.

Why should you not talk to strangers while playing video game? You should not because they might want to know where you live, who are your parents, and what age are you.

Previous Post Next Post

Type here to search

8:36 PM 3/16/2021

Grade 5-Is It Cyberbullying?

My Drive - Google Drive x AAA-PhotoDigital Citizenship Le x (288) Soles HR ELA x

app.seesaw.me/#/activities/class/class.5ef50f93-937c-4c5d-addd-24880fe1825b/folder/tag.83db382d-64f3-4410-aca7-28190679bad7

Is Post

In response to: 5th Grade Common Sense Media - What's Cyberbullying? (#5)

Common Sense Media: Grade 5, Lesson 5 Assessment
Directions: Read the following scenario, then **add a label** to indicate which person fits each roll of the target, the cyberbully, the bystander, the upstander, and the person the target should tell.

Scenario: During class, Jill and Andre take a picture of Sam's shoes because they think they are ugly. Sam does not know that they took the picture. Jill and Andre decide to email and text the picture to the entire class, and everyone suddenly begins looking at Sam and laughing at his shoes. Later that night, Jill and Andre create a website that has several images that makes fun of Sam's clothing. Their classmate, Olivia, calls Sam that night and tells him that she likes his clothes and checks in on how he is doing. Sam tells Olivia that he doesn't want to go to school tomorrow.

Who is the target? Sam

Who is the cyberbully? Jill and Andre

Who are the bystanders? The class

Who is the upstander? Olivia

Who can the target go to for help? His parents or a teacher

February 24, 2021, 11:25 AM

Previous Post Next Post

Type here to search

9:36 PM 3/16/2021

Additional Lessons/Resources

Taught Virtual Learning Digital Citizenship Lessons from 9/21/20-10/2/21 using the story, **Little Spot Learns Online- A Story About Virtual Classroom Expectations**. Lessons included additional short videos for the students to watch, Jeopardy Style Review Game, Seesaw Assignment, and other various activities for the students to partake in. (Lessons for Grades 1-5).
Review of Lessons activities held through out the year.

Additional Lesson Activities and Support from the NetSmartz Curriculum:

<https://www.netsmartzkids.org/>

Including some of the Lessons and Videos from the original Netsmartz Classic, and the new Into The Cloud lessons. (Guide sent in the mail.)

New activities and Ebooks to download are also available on the activities page. I have used several videos and activities to review the Common Sense Lessons. The plan is to use the downloadable books after completing all Common Sense Media Lessons.

Other Video Sources:

Video Resources from DQ Institute: (Examples)

DQ Citizenship Skill 7: Critical Thinking True vs. False Information

https://www.youtube.com/watch?v=FljfPivYxtU&list=PLhZC8HQ8zF9wLa_q5ErjgRdbBA7vhPrtp

DQ Citizenship Skill 1: Screen Time Management

https://www.youtube.com/watch?v=Yaw7hvLgGcE&list=PLhZC8HQ8zF9wLa_q5ErjgRdbBA7vhPrtp&index=9

Clickbait Explained:

https://www.youtube.com/watch?v=A_ZluBgewQY&t=4s

Books:

Unplugged Ninja: A Children's Book About Technology, Screen Time, and Finding Balance (Ninja Life Hacks) by Mary Nihn (Gritty Ninja, Focused Ninja)

Amerigo A. Anastasia School presents
A Title 1 Parent Family Engagement Event



Learning During a Pandemic

How Safety, Sensory and Self-Regulation Impact
Behavior and Success In School

Presenter:

Greg Santucci, MS, OTR

Executive Director, Power Play Pediatric Therapy
Occupational Therapy Supervisor, Children's
Specialized Hospital



Date: March 18, 2021

Time: 5:30 pm


Zoom link provided upon

Additional Parent Event

Engage Families & Communities

The screenshot shows a ClassDojo interface. At the top, there's a navigation bar with icons for Photo/Video, File, Record, Event, and a Post button. The main post is from 'A A Anastasia Elementary School' (profile picture of a girl), posted '2 minutes ago'. The text of the post discusses screen time and provides two Google Drive links for English and Spanish versions of a document. Below the text, it shows '4 likes' and '37 views'. At the bottom of the post are 'Like' and 'Comment' buttons. To the right of the post, there are two sidebars. The top sidebar is titled 'Parents of students in your School Directory will see School Story posts alongside Story posts created in your classes.' and includes a 'View students in directory' link. The bottom sidebar is titled 'Get teachers on board' and shows '100 teachers connected' with a row of teacher avatars and a '+97' button. Below this, it says 'Only connected teachers and school leaders can share on School Story. Invite more to join!' and has an 'Invite teachers' button. At the very bottom right, there's a 'Get the free app!' section with the ClassDojo logo and the text 'Available on the App Store and Google Play'.

Photo/Video File Record Event Post

 **A A Anastasia Elementary School** 2 minutes ago

Hello AAA Families! We all understand that over this past year kids have had much more screen time. From phones and tablets to streaming movies and YouTube, tech and media are everywhere. Kids love easy access to shows, games, and information, but it can be easy to overdo it. Here are some helpful tips to help kids balance their media lives.

(English) https://drive.google.com/file/d/1-DI9I_40qkPnIDAJlv6xoBrOxx4QbSa8/view?usp=sharing

(Spanish) https://drive.google.com/file/d/1-EGyF2KHPme3ri_cV3jxmWMCilQ7BWCK/view?usp=sharing

Translation viewed by 3 parents

4 likes 37 views


Like Comment

Parents of students in your School Directory will see School Story posts alongside Story posts created in your classes.

[View students in directory](#)

Get teachers on board


100 teachers connected

 +97

Only connected teachers and school leaders can share on School Story. Invite more to join!

[Invite teachers](#)

Get the free app!

 **ClassDojo**
Available on the App Store and Google Play

https://drive.google.com/file/d/1-DI9I_40qkPnIDAJlv6xoBrOxx4QbSa8/view?usp=sharing

https://drive.google.com/file/d/1-EGyF2KHPme3ri_cV3jxmWMCilQ7BWCK/view?usp=sharing

What's happening at your school?

Photo/Video
 File
 Record
 Event
 Post

a few seconds ago
AAA Anastasia Elementary School

Hello AAA Families! A healthy media diet balances three things: what kids do, how much time they spend doing it, and whether their content choices are age-appropriate. Mixing media and tech time with other activities will help families find that happy medium. Check out this Family Media Agreement and Device Contract to set realistic rules that make sense for your family so you and your kids can make the most out of media and tech time.

(English)
https://drive.google.com/file/d/1_uo00wWw2vnsIHoi9FarGLNeK9k6oWZq/view?usp=sharing

(Spanish)
<https://drive.google.com/file/d/18vugjc4Pi-V-GZtQdWYucxvpaXlbYuVQ/view?usp=sharing>

Like
 Comment

Reach all families

989 parents connected

Parents of students in your School Directory will see School Story posts alongside Story posts created in your classes.

[View students in directory](#)

Get teachers on board

100 teachers connected

Only connected teachers and school leaders can share on School Story. Invite more to join!

Get the free app!

(English)

https://drive.google.com/file/d/1_uo00wWw2vnsIHoi9FarGLNeK9k6oWZq/view?usp=sharing

(Spanish)

<https://drive.google.com/file/d/18vugjc4Pi-V-GZtQdWYucxvpaXlbYuVQ/view?usp=sharing>